

# CROSSTREK

VIN **4S4GUHB69T3795891**  
 Model/Code 2026 SUBARU CROSSTREK/TRA  
 Port/Assembly LAFAYETTE, IN  
 Deliver by/Carrier TRUCK / 605-605082



## GOVERNMENT 5-STAR SAFETY RATINGS

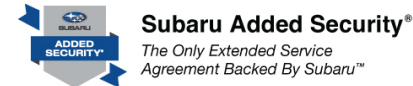
**Overall Vehicle Score Not Rated**  
 Based on the combined ratings of frontal, side and rollover.  
 Should ONLY be compared to other vehicles of similar size and weight.

**Frontal Crash** Driver **★★★★★**  
 Passenger **★★★★★**  
 Based on the risk of injury in a frontal impact.  
 Should ONLY be compared to other vehicles of similar size and weight.

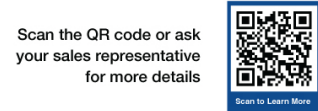
**Side Crash** Front seat **Not Rated**  
 Rear seat **Not Rated**  
 Based on the risk of injury in a side impact.

**Rollover** **★★★★★**  
 Based on the risk of rollover in a single-vehicle crash.

Star ratings range from 1 to 5 stars (★★★★★) with 5 being the highest.  
 Source: National Highway Traffic Safety Administration (NHTSA)  
[www.safercar.gov](http://www.safercar.gov) or 1-888-327-4236



- Protection designed to fit your driving needs, up to 10 years/100,000 miles of coverage
- We only use Genuine Subaru replacement parts
- We use Subaru-trained technicians - those who know your vehicle best
- Towing and rental car reimbursements during covered repairs
- Transferable coverage to the next owner



## STANDARD EQUIPMENT

- SAFETY**
- Symmetrical All-Wheel Drive (AWD)
  - EyeSight Driver-Assist System
  - Advanced Adaptive Cruise Control w/ Lane Centering Assist
  - Driver's Side Knee & Front Passenger Seat Cushion Airbags
  - Subaru Advanced Frontal Airbag System
  - Side Curtain Airbags w/ Roll Over Sensor
  - Front & Rear Seat Side Airbags
  - Rear Vision Camera / Rear Seat Reminder
  - Collision Detection Power Door Unlock Function
  - Anti-Theft Alarm & Immobilizer System
  - Vehicle Dynamics Control (VDC)
  - 4-Wheel Disc Brakes w/ Brake Assist
  - Brake Override System & Safety Pedal System
  - Daytime Running Lights (DRL)
  - Temporary Spare Tire

## PERFORMANCE & EXTERIOR

- 2.5L DOHC SUBARU BOXER Engine w/ Auto Start Stop
- Lineartronic CVT w/ 8-Speed Manual Shift Mode
- Steering Wheel Paddle Shifters
- Dual-Function X-MODE w/ Hill Descent Control
- SI-DRIVE Engine Performance Management
- Four-Wheel Independent Suspension
- 17" Dark Gray Alloy Wheels
- 225/60 R17 99H All-Season Tires
- Anti-Lock Braking System (ABS)
- LED Steering Responsive Headlights w/ High Beam Assist
- Automatic On/Off Headlights
- Dark Tint Privacy Glass
- Fixed Crossbar Mounting Points

## COMFORT, CONVENIENCE & INTERIOR

- Subaru Dual 7.0" Multimedia System
- HD Radio & 4 month SiriusXM trial subscription
- 4-Speaker Audio System
- Apple CarPlay & Android Auto
- Keyless Access w/ Push-Button Start
- Dual-Zone Automatic Climate Control w/ Air Filtration System
- 4.2" Color LCD Instrument Panel Display
- Electronic Parking Brake
- Illuminated USB A Port
- Cargo Area Light
- Cargo Area Tie Down Hooks & Grocery Bag Hooks
- Dual Center Console Cup Holders
- Welcome Lighting

## LIMITED WARRANTY/ROADSIDE ASSISTANCE

- 3 Years / 36,000 Miles Basic
- 5 Years / 60,000 Miles Powertrain
- 5 Years / Unlimited Mileage Rust Perforation
- 3 Years / 36,000 24/7 Roadside Assistance
- See Owner Info Kit & Warranty for Details

## OPTIONAL EQUIPMENT AND OTHER ITEMS

Manufacturer's Suggested Retail Price	\$26,995.00
<b>Premium Paint:</b> Alpine Green	\$395.00
Full Tank of Gas	INCLD
<b>Standard Option: 03</b> All-Weather Floor Liners	\$176.00
Rear Bumper Cover	\$165.00

## EPA DOT Fuel Economy and Environment

Gasoline Vehicle

**Fuel Economy**

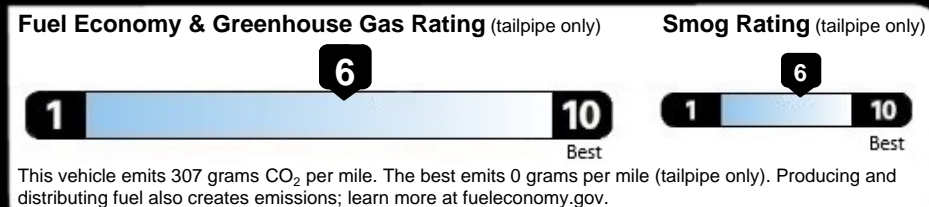
**29** MPG Small SUVs range from 14 to 138 MPG. The best vehicle rates 146 MPGe.

**26** MPG city  
**33** MPG highway

**3.4** gallons per 100 miles

**You spend \$0**  
 more in fuel costs over 5 years compared to the average new vehicle.

**Annual fuel cost**  
**\$1,700**



Actual results will vary for many reasons, including driving conditions and how you drive and maintain your vehicle. The average new vehicle gets 29 MPG and costs \$8,500 to fuel over 5 years. Cost estimates are based on 15,000 miles per year at \$3.30 per gallon. MPGe is miles per gallon equivalent. Vehicle emissions are a significant cause of climate change and smog.

### fueleconomy.gov

Calculate personalized estimates and compare vehicles



**PARTS CONTENT INFORMATION**

FOR VEHICLES IN THIS CARLINE:  
 U.S./CANADIAN PARTS CONTENT: 45%  
 MAJOR SOURCES OF FOREIGN PARTS CONTENT: JAPAN: 35%

FOR THIS VEHICLE:  
 FINAL ASSEMBLY POINT: Lafayette, IN  
 COUNTRY OF ORIGIN: JAPAN  
 ENGINE: JAPAN  
 TRANSMISSION: JAPAN

Note: Parts content does not include final assembly, distribution, or other non-parts costs.

**Privacy Notice**  
[www.subaru.com/company/privacy.html](http://www.subaru.com/company/privacy.html)



**Destination and Delivery** \$1,450.00  
**Total Suggested Retail Price** \$29,181.00

THIS LABEL HAS BEEN APPLIED PURSUANT TO FEDERAL LAW, DO NOT REMOVE OR ALTER PRIOR TO THE DELIVERY TO THE ULTIMATE PURCHASER.